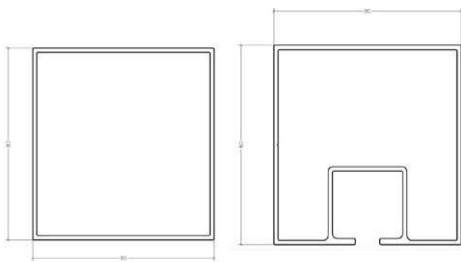



CARACTERÍSTICAS TÉCNICAS:

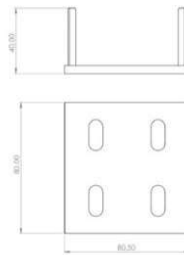


Puntal / Perimetral
80x80

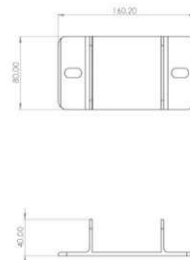
Guía y Larguero
80x80



Palillo doble



Pie 80x80



Soporte guía


Altura estándar del
puntal de 250

Juego esquinero no
incluido

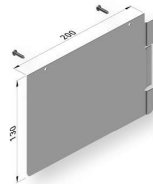
SUPLEMENTOS:



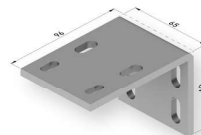
Tejadillo modular
(mínimo dos lamas)



Tapa tejadillo modular
2 lamas



Suplemento tapa
tejadillo modular



Soporte tejadillo
modular



Guía 80x40
(Ver tabla)



Jgo esquinero